


Violet Smythe

In her old house in Richmond, B.C., Violet used the kitchen island, the dining room table, a part of the family room or a small corner of the laundry room to create, paint and letter.

Since moving to a new house in South Surrey in 2015, Violet converted what was the Rec room into her studio space and she loves it! All of her supplies, which were previously stored in various cabinets, in cubbies and in the crawl space, are now all located in one space. Stored primarily in clear containers, they are visible and readily available which inspires and encourages her to actually create. She can see what she has and what needs to come out and play.

Violet loves to use dyed papers, paste paper, doodling, urban sketching, lettering, watercolour, mixed media and oil in her work.

Samples of her artwork and lettering can be found on her IG account @v.smythe, on Facebook and on her Art Blog.



Exemplar


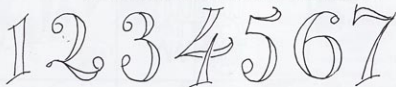
LET'S SEND FLOWERS!

renate worthington



FUN TO RECEIVE AND TO MAKE, THESE DESIGNS NEED ONLY A PENCIL, ERASER, PERMANENT MARKER (OR NIB AND INK) AND SOMETHING FOR COLOUR.

• SKETCH YOUR NUMBER (LETTER, WORD), CREATING A HOLLOW SPACE FOR THE BODY TO ADD COLOUR. PENCIL IN FLOWERS AND LEAVES.



EASY IDEAS FOR FLOWERS,



LEAVES



SWIRLS



INK OVER YOUR SKETCH, DOING THE FLOWERS AND LEAVES FIRST TO KEEP THEM IN THE FOREGROUND. CAREFULLY ERASE PENCIL LINES, ADD COLOUR AND SHARE!



MY INSPIRATION WAS "DIVINITY POSTERIZED WITH ROSE," FOUND IN THE 17TH AND 20TH EDITIONS OF THE SPEEDBALL TEXTBOOK.