

# GALLERIA

## These were our instructions for the **Alphabet Sampler Galleria:**

An Alphabet Sampler—that is, a page with an alphabet on it designed to fill the page—in italic, say, or bookhand, or invented even, in lower case or upper case, in colour, or black on white, or white on black, in a size you like or, our old friend, 8x8.

But WAIT! you say. I like designing pages but I HATE filling them just with an alphabet from A to Z. So take this assignment and ROLL with it.

What about a quotation about alphabets? What about a quotation about summer that has the words "alphabet" and/or "sample" in it? Or a quotation about drinking with "alphabet" or "sampler" (hmm that has possibilities) in it.



**George Huitema**

This piece was done on Arches Black Cover stock with W&N zinc white gouache. I had a personal goal this past summer to improve on my brush lettering. The letters are 2 1/2 inches tall with a 1/4 inch brush. The overlap of the lettering gives a nice textural quality. Spectrum red gouache was used for the pointed brush calligraphy. I noticed a couple of weeks after doing the piece that I missed the letter L. This seems to be a common theme as I look over some of my past works.




**Colleen Nagel**

Neuland is one of my favourite alphabets. When it is written with a saxophone red and black ink, it creates a great textural background, especially when the letters are overlapped.

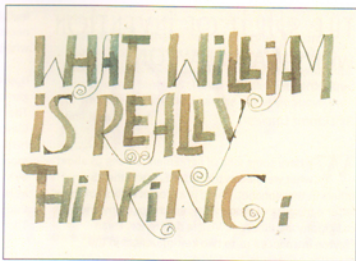


**Yogi Grunwald**

I used a 2.4mm Parallel pen and Gumi ink. When dry, I coloured between the letters with my newest colouring pens by Sakura (Koi Coloring Brush Pen set) on white 110# cardstock.



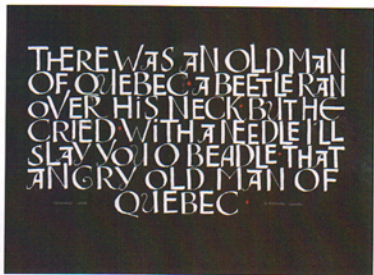
Thea Paul



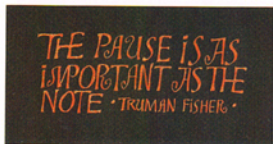
Greta Baack



Thea Paul




George Hulstema



Thea Paul



Thea Paul



Susan Keyes