




I REALLY ENJOY PRACTICING MY SKILLS

by painting and drawing in a journal when we are travelling. I frequently use 8 fold books of Arches Text wove
-Tara Hayden

The "Tofino" journal is a 5 x 6.5 inch 8 fold Arches Text wove used to record our summer holiday travels. I used fine black pen, pencil, watercolours and Pentel Colour brush. I like the variety created by Zentangling on the pages. Below, another journal records our trip to Hawaii.



This play journal, 4.5 x 6 inches is an 8 fold made of kraft practice paper with background letters done with Sumi. I love the lettering I tried out and the contrast between the brown paper, the large black letters and the bright pencil crayon colours in the smaller letters.



I NEED TO RECORD WHERE I WENT WHEN

or I would totally forget. It took awhile to find just the right size journal — it had to be just big enough to put postcards in both portrait and landscape. So it's square.

I like square.
-Gail Stevens

The inside title page of my 2011 travel journal which tells me (colourfully) where I went. I used a large Mitchell for the Neuland and a folded pen for the other caps. The rest of the journal is writing plus postcards, maps & ephemera that I collect and glue in place as I go. I try to leave nothing to complete when I get back.

Far right is part of the front cover of my 2012 travel journal. I brushed acrylics over the black cover & glued on a paper with the destinations and dates.



MY JOURNALS CELEBRATE MOMENTS,

reflect on life and refer to important people, places and things in my life. Deciding what words and pictures will be used to record the memory I find challenging, therapeutic and creative.

-Sharon Fahey



When I travel, my journals accompany me so I can record things of interest. Frequently, I will take some time during the day to make a mark or a comment on paper to start the process of creating a visual memory. I use watercolour pencils & paints and Micron pigma pens in various sizes and colours.

The friendship page started with a curving line which I then filled in with words and a poem and Yarkie pan colours.

